

# BEGINNER - PREMIER

**Presidential:** 6 Platinum legs (164,500 OV)

**Blue:** 5 Gold legs (75,600 OV)

**Diamond:** 4 Silver legs (36,500 OV)

**Platinum:** 3 Silver legs (27,400 OV)

**Gold:** 3 Premier legs (15,100 OV)

**Silver:** 3 Elite legs (9,100 OV)

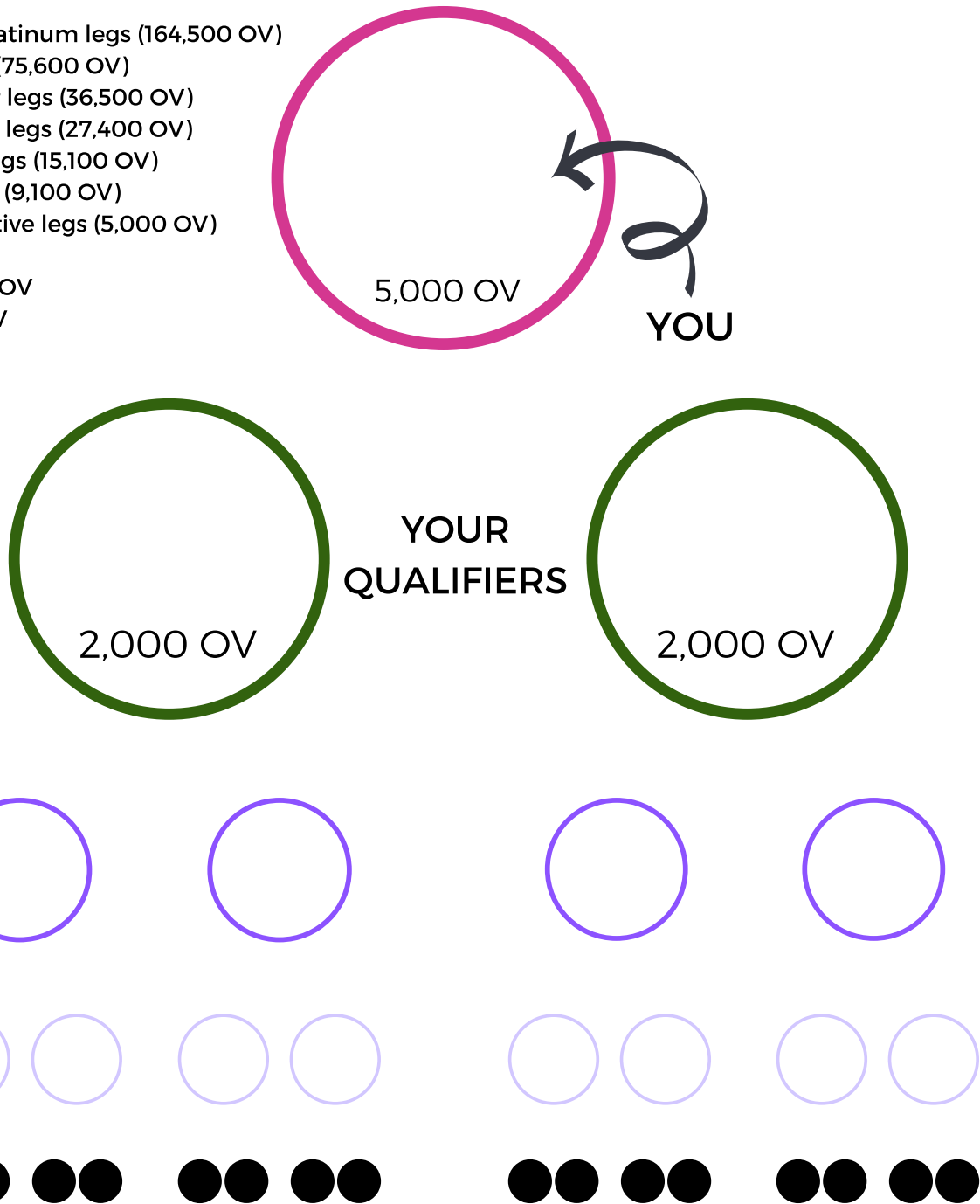
**Premier:** 2 Executive legs (5,000 OV)

**Elite:** 3,000 OV

**Executive:** 2,000 OV

**Director:** 1,000 OV

**Manager:** 500 OV



\* QUALIFIER - WA that spends 100 PV+ monthly in LRP, keeps 100 PV in their cart at all times, ideally is building but could be a placeholder.

YOUR Additional sharers & builders go on your qualifiers level 3 (when you don't need more front line builders). We call this PHASE 2 Builders. It's nice to have a back up "builder" lower that helps contribute volume to the PHASE 1 builder/qualifier. If you ever need to keep them as a qualifier, they are low enough that you will never have to gift their enrollment to a leader above to rank., and placing them on your qualifiers level 3 helps you all add volume for ranks all the way up to Presidential.

WC's and those not interested in building go on your qualifiers level 4 or below to add volume for them to rank up.  
For more information, check out Structure & Placements here <http://bit.ly/structuringeducation>



*the Zimmer system*  
Blue Diamond  
Lisa Zimmer

## BEGINNING BUILDER Rank Planner

WWW.LISAZIMMER.NET

# SILVER

**Presidential:** 6 Platinum legs (164,500 OV)

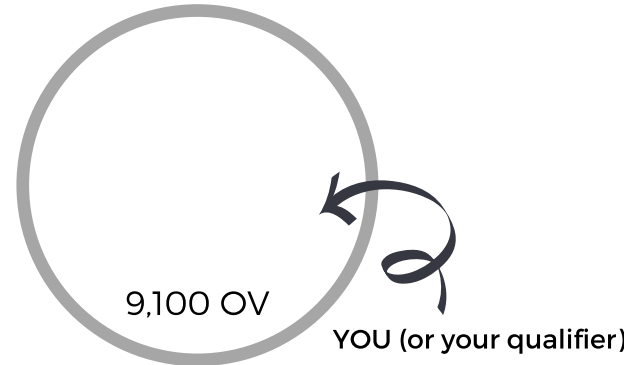
**Blue:** 5 Gold legs (75,600 OV)

**Diamond:** 4 Silver legs (36,500 OV)

**Platinum:** 3 Silver legs (27,400 OV)

**Gold:** 3 Premier legs (15,100 OV)

**Silver:** 3 Elite legs (9,100 OV)



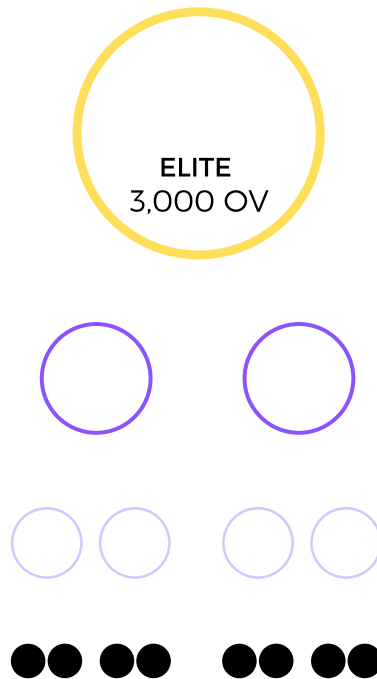
**Premier:** 2 Executive legs (5,000 OV)

**Elite:** 3,000 OV

**Executive:** 2,000 OV

**Director:** 1,000 OV

**Manager:** 500 OV



\* QUALIFIER - WA that spends 100 PV+ monthly in LRP, keeps 100 PV in their cart at all times, ideally is building but could be a placeholder.

YOUR Additional sharers & builders go on your qualifiers level 3 (when you don't need more front line builders). We call this PHASE 2 Builders. It's nice to have a back up "builder" lower that helps contribute volume to the PHASE 1 builder/qualifier. If you ever need to keep them as a qualifier, they are low enough that you will never have to gift their enrollment to a leader above to rank., and placing them on your qualifiers level 3 helps you all add volume for ranks all the way up to Presidential.

WC's and those not interested in building go on your qualifiers level 4 or below to add volume for them to rank up.  
For more information, check out Structure & Placements here <http://bit.ly/structuringeducation>




[www.lisazimmer.net](http://www.lisazimmer.net)

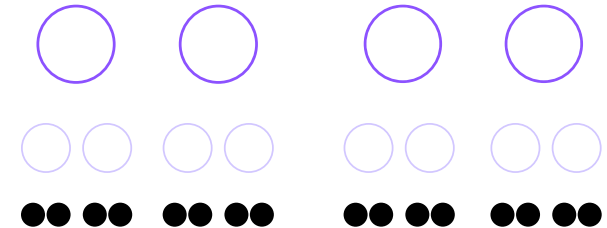
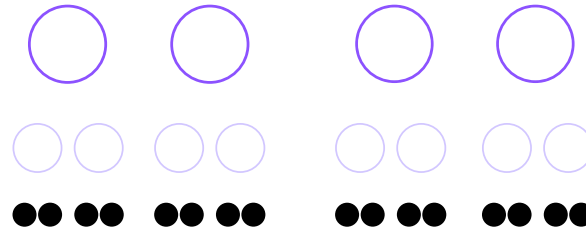
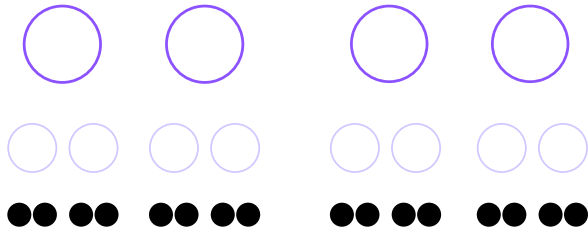

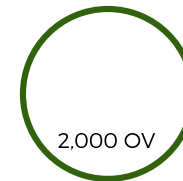
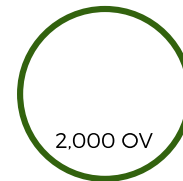



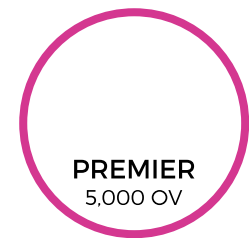
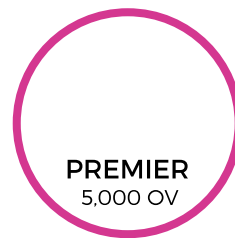
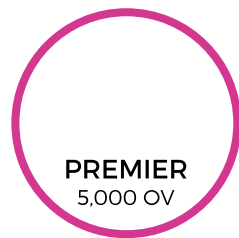
SILVER  
**Rank Planner**

# GOLD

**Presidential:** 6 Platinum legs (164,500 OV)  
**Blue:** 5 Gold legs (75,600 OV)  
**Diamond:** 4 Silver legs (36,500 OV)  
**Platinum:** 3 Silver legs (27,400 OV)  
**Gold:** 3 Premier legs (15,100 OV)  
**Silver:** 3 Elite legs (9,100 OV)



**Premier:** 2 Executive legs (5,000 OV)  
**Elite:** 3,000 OV  
**Executive:** 2,000 OV  
**Director:** 1,000 OV  
**Manager:** 500 OV



\* QUALIFIER - WA that spends 100 PV+ monthly in LRP, keeps 100 PV in their cart at all times, ideally is building but could be a placeholder.

YOUR Additional sharers & builders go on your qualifiers level 3 (when you don't need more front line builders). We call this PHASE 2 Builders. It's nice to have a back up "builder" lower that helps contribute volume to the PHASE 1 builder/qualifier. If you ever need to keep them as a qualifier, they are low enough that you will never have to gift their enrollment to a leader above to rank., and placing them on your qualifiers level 3 helps you all add volume for ranks all the way up to Presidential.

WC's and those not interested in building go on your qualifiers level 4 or below to add volume for them to rank up.  
 For more information, check out Structure & Placements here <http://bit.ly/structuringeducation>

## GOLD Rank Planner

[www.lisazimmer.net](http://www.lisazimmer.net)



# PLATINUM

**Presidential:** 6 Platinum legs (164,500 OV)

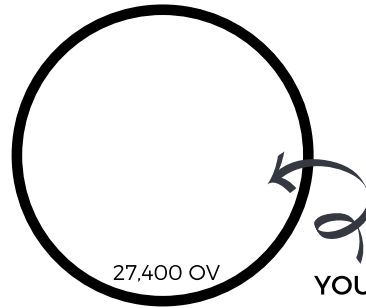
**Blue:** 5 Gold legs (75,600 OV)

**Diamond:** 4 Silver legs (36,500 OV)

**Platinum:** 3 Silver legs (27,400 OV)

**Gold:** 3 Premier legs (15,100 OV)

**Silver:** 3 Elite legs (9,100 OV)










**Premier:** 2 Executive legs (5,000 OV)

**Elite:** 3,000 OV

**Executive:** 2,000 OV

**Director:** 1,000 OV

**Manager:** 500 OV



\* QUALIFIER - WA that spends 100 PV+ monthly in LRP, keeps 100 PV in their cart at all times, ideally is building but could be a placeholder.

YOUR Additional sharers & builders go on your qualifiers level 3 (when you don't need more front line builders). We call this PHASE 2 Builders. It's nice to have a back up "builder" lower that helps contribute volume to the PHASE 1 builder/qualifier. If you ever need to keep them as a qualifier, they are low enough that you will never have to gift their enrollment to a leader above to rank., and placing them on your qualifiers level 3 helps you all add volume for ranks all the way up to Presidential.

WC's and those not interested in building go on your qualifiers level 4 or below to add volume for them to rank up.  
For more information, check out Structure & Placements here <http://bit.ly/structuringeducation>



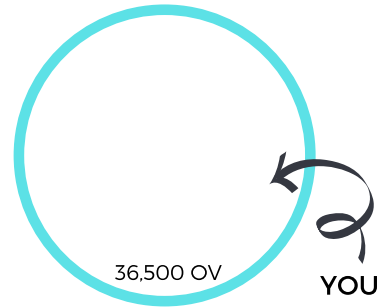
*the Zimmer system*  
Blue Diamond  
Lisa Zimmer

[www.lisazimmer.net](http://www.lisazimmer.net)

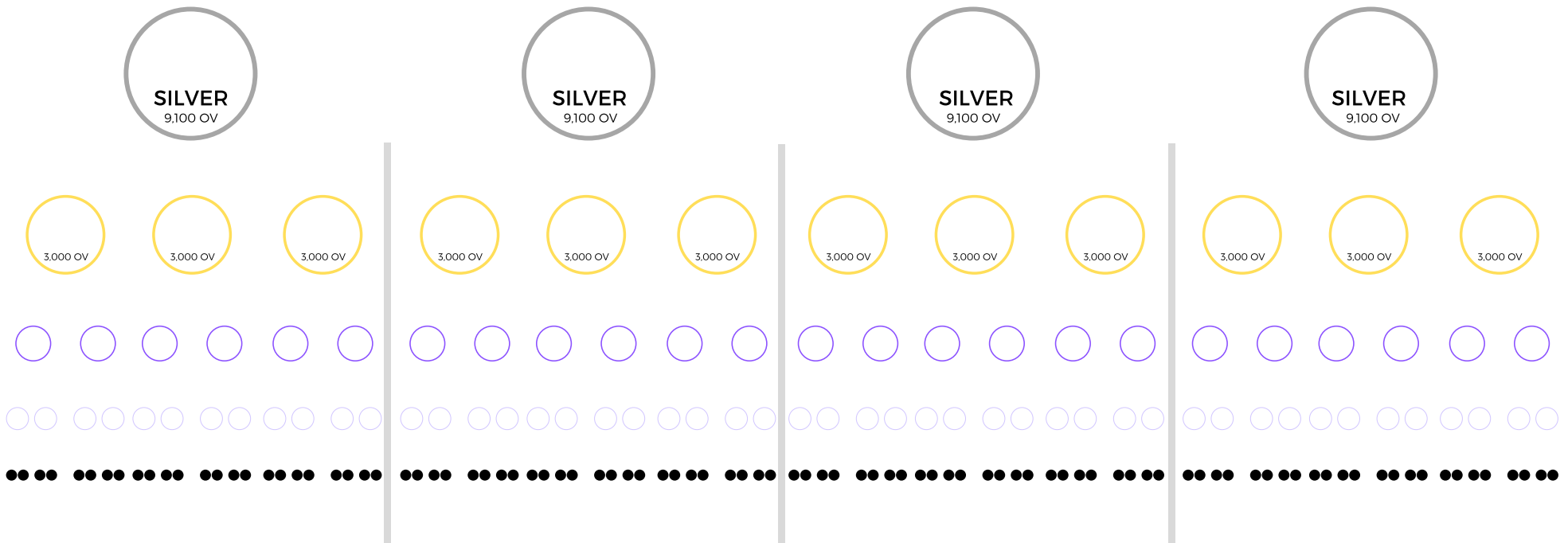
PLATINUM  
**Rank Planner**

# DIAMOND

**Presidential:** 6 Platinum legs (164,500 OV)  
**Blue:** 5 Gold legs (75,600 OV)  
**Diamond:** 4 Silver legs (36,500 OV)  
**Platinum:** 3 Silver legs (27,400 OV)  
**Gold:** 3 Premier legs (15,100 OV)  
**Silver:** 3 Elite legs (9,100 OV)



**Premier:** 2 Executive legs (5,000 OV)  
**Elite:** 3,000 OV  
**Executive:** 2,000 OV  
**Director:** 1,000 OV  
**Manager:** 500 OV



\* QUALIFIER - WA that spends 100 PV+ monthly in LRP, keeps 100 PV in their cart at all times, ideally is building but could be a placeholder.

YOUR Additional sharers & builders go on your qualifiers level 3 (when you don't need more front line builders). We call this PHASE 2 Builders. It's nice to have a back up "builder" lower that helps contribute volume to the PHASE 1 builder/qualifier. If you ever need to keep them as a qualifier, they are low enough that you will never have to gift their enrollment to a leader above to rank., and placing them on your qualifiers level 3 helps you all add volume for ranks all the way up to Presidential.

WC's and those not interested in building go on your qualifiers level 4 or below to add volume for them to rank up.  
 For more information, check out Structure & Placements here <http://bit.ly/structuringeducation>



*the Zimmer system*  
 Blue Diamond  
 Lisa Zimmer

[www.lisazimmer.net](http://www.lisazimmer.net)

DIAMOND  
**Rank Planner**

# BLUE DIAMOND - NEED 5 GOLDS

**Presidential:** 6 Platinum legs (164,500 OV)

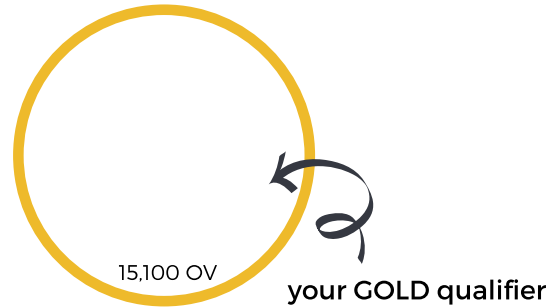
**Blue:** 5 Gold legs (75,600 OV)

**Diamond:** 4 Silver legs (36,500 OV)

**Platinum:** 3 Silver legs (27,400 OV)

**Gold:** 3 Premier legs (15,100 OV)

**Silver:** 3 Elite legs (9,100 OV)



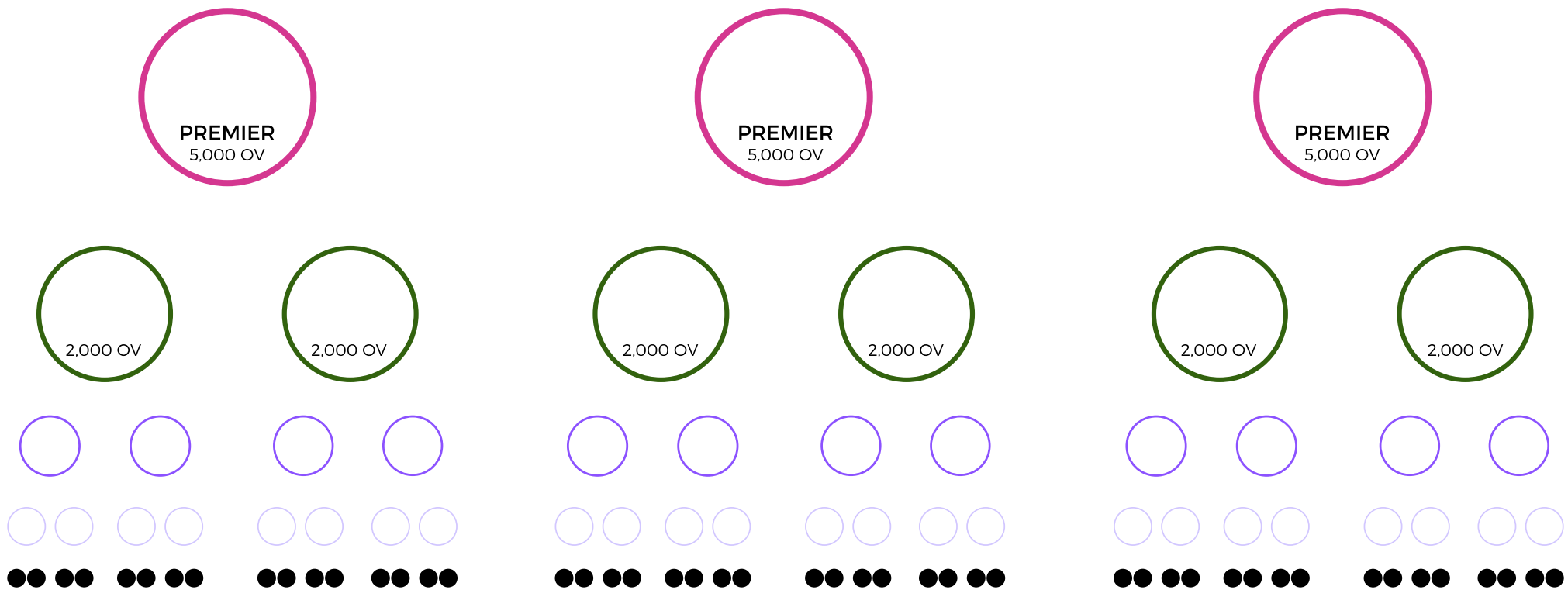
**Premier:** 2 Executive legs (5,000 OV)

**Elite:** 3,000 OV

**Executive:** 2,000 OV

**Director:** 1,000 OV

**Manager:** 500 OV




\* QUALIFIER - WA that spends 100 PV+ monthly in LRP, keeps 100 PV in their cart at all times, ideally is building but could be a placeholder.

YOUR Additional sharers & builders go on your qualifiers level 3 (when you don't need more front line builders). We call this PHASE 2 Builders. It's nice to have a back up "builder" lower that helps contribute volume to the PHASE 1 builder/qualifier. If you ever need to keep them as a qualifier, they are low enough that you will never have to gift their enrollment to a leader above to rank., and placing them on your qualifiers level 3 helps you all add volume for ranks all the way up to Presidential.

WC's and those not interested in building go on your qualifiers level 4 or below to add volume for them to rank up.  
For more information, check out Structure & Placements here <http://bit.ly/structuringeducation>

BLUE DIAMOND  
**Rank Planner**

[www.lisazimmer.net](http://www.lisazimmer.net)



*the Zimmer system*  
Blue Diamond  
Lisa Zimmer

# PRESIDENTIAL DIAMOND - NEED 6 PLATINUMS

**Presidential:** 6 Platinum legs (164,500 OV)

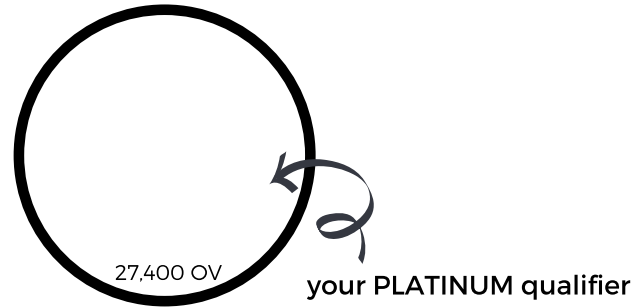
**Blue:** 5 Gold legs (75,600 OV)

**Diamond:** 4 Silver legs (36,500 OV)

**Platinum:** 3 Silver legs (27,400 OV)

**Gold:** 3 Premier legs (15,100 OV)

**Silver:** 3 Elite legs (9,100 OV)



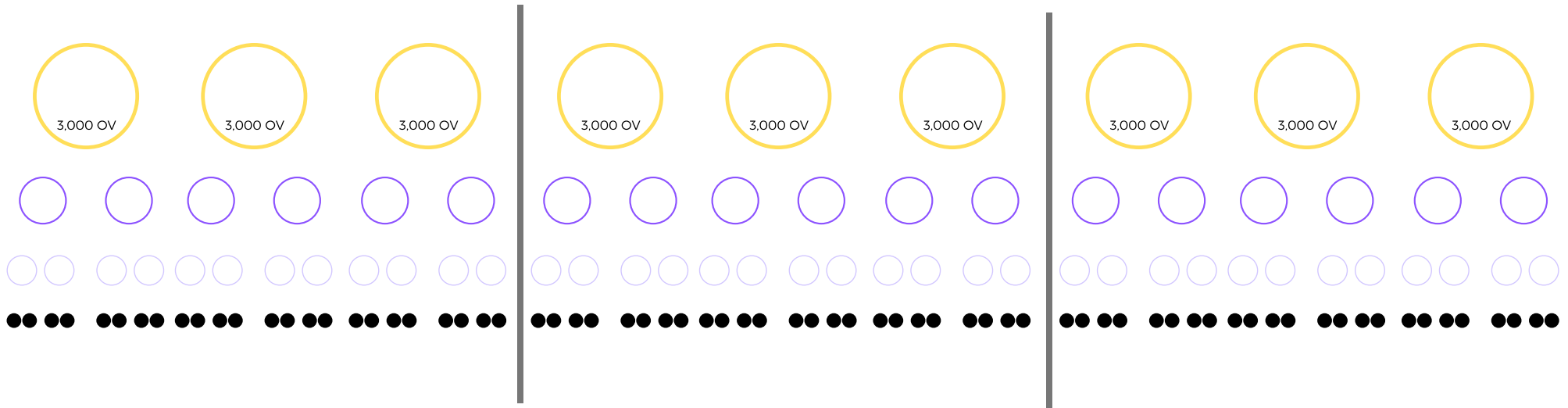
**Premier:** 2 Executive legs (5,000 OV)

**Elite:** 3,000 OV

**Executive:** 2,000 OV

**Director:** 1,000 OV

**Manager:** 500 OV



\* QUALIFIER - WA that spends 100 PV+ monthly in LRP, keeps 100 PV in their cart at all times, ideally is building but could be a placeholder.

YOUR Additional sharers & builders go on your qualifiers level 3 (when you don't need more front line builders). We call this PHASE 2 Builders. It's nice to have a back up "builder" lower that helps contribute volume to the PHASE 1 builder/qualifier. If you ever need to keep them as a qualifier, they are low enough that you will never have to gift their enrollment to a leader above to rank, and placing them on your qualifiers level 3 helps you all add volume for ranks all the way up to Presidential.

WC's and those not interested in building go on your qualifiers level 4 or below to add volume for them to rank up.  
For more information, check out Structure & Placements here <http://bit.ly/structuringeducation>



[www.lisazimmer.net](http://www.lisazimmer.net)

PRESIDENTIAL DIAMOND  
**Rank Planner**